

STANDARD PRECAUTIONS

(If you have questions, go to Nurse Station)

EVERYONE MUST:



Clean hands when entering and leaving room

Cover mouth and nose with arm or tissue when coughing or sneezing

DOCTORS AND STAFF MUST:



Wear gown and gloves if soiling likely



Wear mask and eye cover if splashing body fluids likely

Standard Precautions Routine care that is provided to ALL patients

Family and other visitors to follow precautions.

Hand Hygiene

- Before and after every patient contact, wash or sanitize hands.
- Remove gloves and clean hands when moving from dirty to clean procedures.

Gloves, Gowns, Mask and Eye Protection

Use before coming into contact with non-intact skin, blood, body fluids or secretions.

Personal Protective Equipment:

Put **ON** in this order:

1. **Wash or sanitize hands**
2. Gown (if needed)
3. Mask (if needed)
4. Eye cover (if needed)
5. Gloves (if needed)

Take **OFF** & dispose in this order:

1. Gloves (if used)
2. Eye cover (if used)
3. Gown (if used)
4. Mask (if used)
5. **Wash or sanitize hands**
(even if gloves used)

Equipment/Supplies:

- Clean and disinfect reusable equipment including IV pumps, cell phone or pagers (if used in room), other electronics, supplies and equipment prior to removing from patient's room.
- Only essential supplies in room.

Room Cleaning:

Routine cleaning procedures with the addition of cubicle curtain changes if visibly soiled.

For any questions contact your hospital's
Infection Preventionist.



CONTACT PRECAUTIONS

(If you have questions, go to Nurse Station)

EVERYONE MUST:



- Clean hands when entering and leaving room
- Follow Standard Precautions



Gown and gloves
when entering room



DOCTORS AND STAFF MUST:



- Use patient dedicated or disposable equipment.
- Clean and disinfect shared equipment.

Contact Precautions

Display sign outside the door. Remove sign after room is cleaned.

Family and other visitors to follow precautions.

Common Conditions:

- Multidrug resistant organisms
 - Methicillin-resistant Staphylococcus aureus (MRSA)
 - Vancomycin-resistant Enterococcus (VRE)
- Clostridium difficile infection (diarrhea)
- Scabies
- Wounds or abscesses with uncontained drainage

Dishes/Utensils:

No special precautions. Kitchenware sanitized in dishwasher.

Equipment and Supplies:

- Use dedicated or disposable equipment when available.
- Clean and disinfect reusable equipment including IV pumps, cell phone or pagers (if used in room), other electronics, supplies and equipment prior to removing from patient's room.
- Ensure blood pressure cuff and stethoscope are cleaned and disinfected between patients.
- Only essential supplies in room.

Linen Management:

Bag linen in the patient's room.

Personal Protective Equipment:

Put **ON** in this order:

1. Wash or sanitize hands
2. Gown
3. Mask (if needed)
4. Eye cover (if needed)
5. Gloves

Take **OFF** & dispose in this order:

1. Gloves
2. Eye cover (if used)
3. Gown
4. Mask (if used)
5. Wash or sanitize hands (even if gloves used)

Private Room:

If not available, room with patient that has the same organism but no other infection.

Room Cleaning:

Routine cleaning procedures with the addition of cubicle curtain changes if visibly soiled.

Transport:

Essential transport only. Place patient in clean gown. Clean and disinfect transport vehicle. Alert receiving department regarding patient's isolation precaution status.

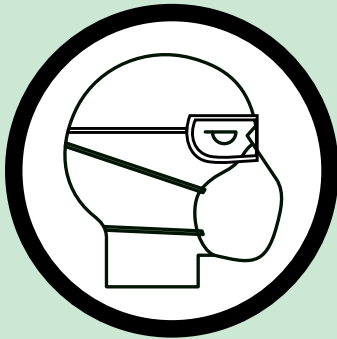
Discontinue precautions as per hospital policy or Infection Preventionist instructions.

DROPLET PRECAUTIONS

EVERYONE MUST



- Clean hands when entering and leaving room
- Follow Standard Precautions



- Wear mask
- Wear eye protection if splash/spray to eyes likely

DOCTORS AND STAFF MUST



If contact with body fluids likely, use gown, glove, mask and eye protection



Droplet Precautions

Display sign outside the door. Remove sign after room is cleaned.

Family and other visitors to follow precautions.

Common Conditions:

- Seasonal Influenza
- Bacterial Meningitis (N. meningitidis)
- Pertussis (whooping cough)
- Mumps

Dishes/Utensils:

No special precautions. Kitchenware sanitized in dishwasher.

Equipment and Supplies:

- Use dedicated or disposable equipment when available.
- Clean and disinfect reusable equipment including intravenous pumps, cell phone or pagers (if used in room), other electronics, supplies and other equipment prior to removing from patient's room.
- Ensure blood pressure cuff and stethoscope are cleaned and disinfected between patients.
- Only essential supplies in room.

Linen Management:

Bag linen in the patient's room.

Personal Protective Equipment:

Put **ON** in this order:

1. Wash or sanitize hands
2. Gown (if needed)
3. Mask
4. Eye cover
5. Gloves (if needed)

Take **OFF** & dispose in this order:

1. Gloves (if used)
2. Eye cover
3. Gown (if used)
4. Mask
5. Wash or sanitize hands (even if gloves used)

Private Room:

If not available, room with patient that has the same organism but no other infection.

Room Cleaning:

Routine cleaning procedures with the addition of cubicle curtain changes if visibly soiled.

Transport:

Essential transport only and place surgical mask on patient. Clean and disinfect transport vehicle. Alert receiving department regarding patient's isolation precaution status.

Discontinue precautions as per hospital policy or Infection Preventionist instructions.



AIRBORNE PRECAUTIONS




EVERYONE MUST




- Clean hands when entering and leaving room
- Follow Standard Precautions



- Wear fitted **N95, N99** or **N100** respirator prior to entering room
- Positive air purifying respirator (**PAPR**) may also be used
- Wear eye protection if splash/spray to eyes likely



- Airborne Infection Isolation Room required
(negative pressure)
- Monitor airflow
- Keep door closed



Airborne Precautions

Display sign outside the door. Remove sign after room is cleaned.

Common Conditions:

- Pulmonary or Laryngeal Tuberculosis
- Chicken Pox
- Disseminated Herpes Zoster (shingles)
- Tuberculosis
- Rubeola (measles)
- Avian Influenza

Family and other visitors to follow precautions.

Airborne Infection Isolation Room:

Use airborne isolation room. Nurse to notify Infection Preventionist and Facilities/Engineering of room number when starting and stopping precautions.

Dishes/Utensils:

No special precautions. Kitchenware sanitized in dishwasher.

Equipment/Supplies:

- Use dedicated or disposable equipment when available.
- Clean and disinfect reusable equipment including IV pumps, cell phone or pagers (if used in room), other electronics, supplies and equipment prior to removing from patient's room.
- Ensure blood pressure cuff and stethoscope are cleaned and disinfected between patients.
- Only essential supplies in room.

Linen Management:

Bag linen in the patient's room.

Patient Identification Procedure:

Use patient label for validation of patient identity and destroy in room after use.

Personal Protective Equipment:

Put **ON** in this order:

1. Wash or sanitize hands
2. Fitted N-95, 99, 100 respirator or PAPR required

Take **OFF** & dispose outside room, in this order:

1. Fitted N-95, 99, 100 respirator or PAPR required
2. Wash or sanitize hands (even if gloves used)

Room Cleaning:

After patient is discharged, keep door closed for one hour to allow complete room air exchange before routine cleaning procedures. Change cubicle curtain if visibly soiled.

Transport:

Essential transport only and place surgical mask on patient. Clean and disinfect transport vehicle. Alert receiving department regarding patient's isolation precaution status.

Discontinue precautions as per hospital policy or Infection Preventionist instructions.